

Finding *Global* Industry Reports in [IBISWorld](#)

1

The screenshot shows the IBISWorld homepage. At the top, there is a navigation bar with the IBISWorld logo and menu items: Industries, Products, and Resources. A search bar on the right contains the word "candy". A red box highlights the "Browse or Search for reports" text, with arrows pointing to the "Industries" menu and the search bar. On the left, a sidebar shows "Subscribed Countries" with "Global" selected. The main content area displays "Global Industries by Sector" with various industry categories and their respective industry counts.

Browse or Search for reports

Global Industries by Sector

- Additional Global Reports: 1 industries
- Global Business Activities: 9 industries
- Global Financial Intermediation: 7 industries
- Global Hotels and Restaurants: 2 industries
- Global Manufacturing: 37 industries
- Global Mining: 3 industries
- Global Real Estate and Renting: 1 industries
- Global Telecommunications: 2 industries

Subscribed Countries: Canada, United States, **Global**

2

This screenshot shows a list of reports under the heading "Global Manufacturing (37 Reports)". The reports are listed with their IDs and titles. The report "C1113-GL - Global Candy & Chocolate Mfg." is highlighted with a red box.

Global Manufacturing (37 Reports)

- C1111-GL - Global Milk & Cream Mfg.
- C1112-GL - Global Fruit & Vegetable Processing
- C1113-GL - Global Candy & Chocolate Mfg.**
- C1114-GL - Global Bakery Goods Mfg.
- C1115-GL - Global Sugar Mfg.

Select a report from the results (**browse or search list**)

This screenshot shows the search results for "candy". The search bar contains "candy". Below it, there are filters for "Country" and "Report". The "Report" filter is expanded, showing options: "Select All", "Global (5)", "US (85)", and "Canada (20)". The "Global (5)" option is selected. Below the filters, the search results are displayed, with the first result highlighted: "Global Candy & Chocolate Manufacturing". The detailed view of this report is shown, including the sector "Global Manufacturing", a description of the industry, and a list of major and other players.

candy

Filters: Country, Report

Your search for: Global X

Report Filter: Select All, Global (5), US (85), Canada (20)

Global Candy & Chocolate Manufacturing

Sector: Global Manufacturing

Operators in the Global Candy and Chocolate Manufacturing industry purchase and process sugar, cocoa, cornstarch, nuts, fruits, emulsifiers and flavorings, to create chocolate and other confectionery products.

Major Players: Mars, Ferrero, Mondelez International

Other Players: The Hershey Company, Nestle SA

Major products & services: Chocolate, Candy, Gum

Industry at a Glance, **Supply Chain**, **Business Locations**, **Key Statistics**

Industry Report

At a Glance

Performance

Products and Markets

Geographic Breakdown

Competitive Forces

Companies

External Environment

Financial Benchmarks

Key Statistics

Key Success Factors

Call Preparation Questions

Role Specific Questions

External Impacts Questions

Internal Issues Questions

Related Industry Products

Global Candy & Chocolate Manufacturing

C1113-GL

Matty O'Malley

Analyst • New York • Published: [Jun 2023](#)

At a Glance

Key Takeaways

Performance

Climbing cocoa and sugar prices boosted revenue. Much of the growth candy and chocolate manufacturers enjoyed over the current period was price-based.

Total trade activity is projected to drop. As larger manufacturers increasingly invest in their facilities in developing nations to serve large markets, total trade volumes will fall.

[Go to chapter](#)

External Environment

Manufacturers face heavy regulations. Global chocolate and candy manufacturers must meet standards set by various governing bodies regarding production, including standards for quality, labeling and facility cleanliness.

Manufacturers primarily receive assistance through import tariffs. Tariff protection afforded to local producers of cocoa-based foods and sugar confectionery worldwide varies by country or region but assists many manufacturers.

[Go to chapter](#)

Revenue

\$242.5bn

'18-'23 ↑ 0.5 %

'23-'28 ↓ 0.9 %

Employees

1m

'18-'23 ↑ 3.2 %

'23-'28 ↓ 0.0 %

Businesses

19,714

'18-'23 ↑ 2.7 %

'23-'28 ↑ 0.7 %

Profit

\$20.1bn






'18-'23 ↓ 0.7 %

Profit Margin

8.3%

'18-'23 ↓ 0.5 pp

[Download report](#)

-  PDF
-  PDF - iExpert Summary
-  Word
-  Excel
-  PowerPoint

[Download chapter](#)

 PDF

 Word

View, save or print the full-text of the report.